

MOMENTI. YOUNG

febal
casa





ECONOMIA CIRCOLARE / CIRCULAR ECONOMY

Produciamo strutture e ante in nobilitato costituite da pannelli ecologici provenienti da fornitori certificati fsc® che utilizzano legno pre e post-consumo a cui viene data una seconda vita in virtù di un'economia circolare che si autoalimenta, senza andare a intaccare il nostro patrimonio forestale. We produce melamine-faced structures and doors consisting of ecological panels produced by FSC® certified suppliers who use pre- and post-consumer wood, which is given a second life thanks to a self-perpetuating circular economy, without impacting our existing forests.



DURABILITÀ DEI PRODOTTI / PRODUCT DURABILITY

Progettiamo prodotti con una maggiore vita utile per ridurre i rifiuti e offrire alti standard qualitativi. We design products with a longer life cycle to reduce waste and offer high quality standards.



INNOVAZIONE / INNOVATION

Siamo sempre alla ricerca di materiali e materie prime uniche che ci permettono di proporre sul mercato prodotti di alta qualità dal design distintivo. We are always on the lookout for unique materials and raw materials that allow us to offer the market high-quality products with a signature design.



MATERIALI ECO-FRIENDLY / ECO-FRIENDLY MATERIALS

Utilizziamo vetro e alluminio, riciclabili all'infinito per realizzare prodotti resistenti e di grande impatto estetico, e pet per superfici sicure che non rilasciano alcuna emissione tossica durante il ciclo di produzione e utilizzo. We use glass and aluminium, which can be recycled over and over again to produce hard-wearing products with a high visual impact, as well as PET for safe surfaces which do not emit any harmful substances during the production cycle and when used.



TECNOLOGIE GREEN / GREEN TECHNOLOGY

Scegliamo materiali naturali al 100% resi straordinari da processi innovativi come la tecnologia di sinterizzazione che permette di creare pietre ceramiche senza l'utilizzo di colle e sostanze inquinanti. We chose 100% natural materials with an excellent performance from innovative processes such as sintering technology which allows ceramic stone to be created without using adhesives or polluting substances.



ATTITUDINE GREEN-LIVING / GREEN-LIVING ATTITUDE

Abbiamo azzerato l'utilizzo della plastica negli uffici e nella produzione installando distributori d'acqua e recuperiamo tutti i rifiuti che produciamo con la nostra attività industriale. We have eliminated the use of plastic in our offices and production by installing water dispensers and recycling all the waste which we produce with our industrial activities.



DIAGNOSI ENERGETICA / ENERGY DIAGNOSIS

Monitoriamo costantemente i consumi totali e definiamo azioni di miglioramento sistemico per ottimizzare il nostro impatto energetico. We constantly monitor overall consumption and define systemic improvement actions to optimise our energy impact.



LOGISTICA INTERNA / INTERNAL LOGISTICS

Abbiamo ottimizzato tutte le movimentazioni all'interno dell'azienda per ridurre al minimo lo spreco di risorse energetiche e la produzione di co2. We have optimised all movement within the company to minimise the waste of energy resources and the production of CO2.



IMBALLAGGI / PACKAGING

Impieghiamo solo cartoni realizzati con carta riciclata, riducendo progressivamente l'uso della plastica per sostituirla completamente con materiali green. We only use boxes made of recycled paper, gradually reducing the use of plastic to completely replace it with eco-friendly materials.



UNI EN ISO 14001 / UNI EN ISO 14001

Abbiamo certificato il nostro sistema di gestione ambientale in conformità agli standard alla norma uni en iso 14001. We have certified our environmental management system in compliance with UNI EN ISO 14001 standards.



TRASPORTO / TRANSPORT

Organizziamo le spedizioni ottimizzando gli spazi e i percorsi delle consegne per ridurre le emissioni di co2 sul pianeta. We organise shipments by optimising spaces and delivery routes to reduce CO2 emissions on the planet.



OTTIMIZZAZIONE DEGLI SPAZI / OPTIMISATION OF SPACES

Riduciamo lo spreco dei materiali da costruzione ottimizzando gli spazi con le nostre soluzioni di arredo che si adattano alle diverse architetture grazie alla loro ampia modularità e personalizzazione. We reduce building material waste by optimising spaces with our furnishing solutions that adapt to different styles of architecture thanks to their wide-ranging modularity and customisation options.

INDEX

06	Plus
20	Composizioni / compositions Young

YO
UN
G

PLUS+

Sistema Pepita / Pepita system



**Attrezzature per pannelli
boiserie Pepita con listelli in
legno di Frassino massello**
/ Equipment for Pepita
panelling system with solid
ash wood slats

Pepita è il sistema boiserie, progettato attraverso elementi contenitivi che si possono interpretare secondo il proprio modo di vivere l'ambiente.
Pepita è un sistema d'arredo disponibile in tutte le finiture e non ha limiti creativi perché tutto quello che si può immaginare, con Pepita si può realizzare.



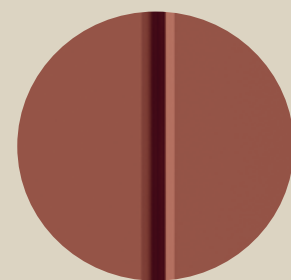
Pepita system is the panelling system, designed through storage units which can be arranged depending on how you want to organise the room.
Pepita is a furnishing system available in all the finishes with no creative limitations because you can do whatever you imagine with Pepita.



Un nuovo stile di contenimento / A new storage style



Armadio con nicchie
/ Wardrobe with niches



Gola Club
/ Club groove
handle

Nicchie a colorazione integrale personalizzabili in tutte le finiture della collezione e coordinabili anche negli interni, creano armadi perfetti per ogni tipo di mood. La gola Club è disponibile in tutti i colori tinta unita della collezione.

Full colour niches which can be customised in all the finishes in the collection and coordinated with the interiors as well to create perfect wardrobes for any mood. Club groove handle available in all the plain colours of the collection.



Armadio con nicchia
/ Wardrobe with niche



Un nuovo stile di contenimento

/ A new storage style

Interni armadi e cassetiere con finiture personalizzabili
 / Wardrobe interiors and drawer units with custom finishes



È possibile avere gli interni e le cassetiere nelle 4 varianti cassa e nelle 17 finiture della collezione Golf.

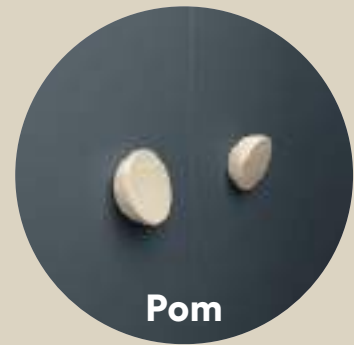
You can have the interiors and drawer units in the 4 different carcasse variants and 17 finishes of the Gold collection.




Tubo appendiabiti Plus
 / Plus clothes rail

Illuminazione interna
 / Internal lighting

Accessori e componenti in legno di Frassino massello / Solid ash wood accessories and components



Le due nuove maniglie Pom e Dash realizzate in legno di Frassino massello ed applicabili a tutti gli elementi della collezione. / The two new Pom and Dash handles made of solid ash wood can be applied to all the elements in the collection.



Scrivania con gambe Twig in legno massello / Desk with Twig solid wood legs



Armadio Twig / Twig wardrobe

Young

La famiglia Twig, in legno di Frassino massello, comprende piedini alti 16 cm per gruppi, componibili e madie, piedini alti 23 cm per giroletto Sigma e armadi, sostegno per scrivania e tavolino.

The Twig family, in solid ash wood, consists of 16-cm high feet for the bedroom sets, modular units and cabinets, 23-cm high feet for the Sigma bed base and wardrobes, support for the desk and coffee table.

Letto Cosy con giroletto Sigma / Cosy bed with Sigma bed base



Tavolino Twig / Twig coffee table

Gruppo Brick con maniglia Pom e piedino Twig in legno massello / Brick bedroom set with Pom handle and Twig solid wood foot



Plus

Pensile in metallo Jib /
Jib metal wall unit



Pensile in metallo e pannello. È possibile creare composizioni uniche accostando o ruotando i diversi elementi.

Metal and panel wall unit. It is possible to create unique compositions by placing different elements side by side or by rotating them.




La schiena può essere personalizzata in finitura tono su tono ai divisori, o a contrasto. / The back panel can be customised in matching or contrasting colours to the partitions.



Schiena in pannello /
Back panel



Lamiera in metallo /
Metal sheet



Sistema salvaspazio Click / Click space-saving system



Letto singolo con rete
L120 cm e scrivania tutto
in uno.

Single bed with bed
frame W120 cm and
all-in-one desk.



Letto richiudibile
/ Fold-away bed

Scrivania / Desk



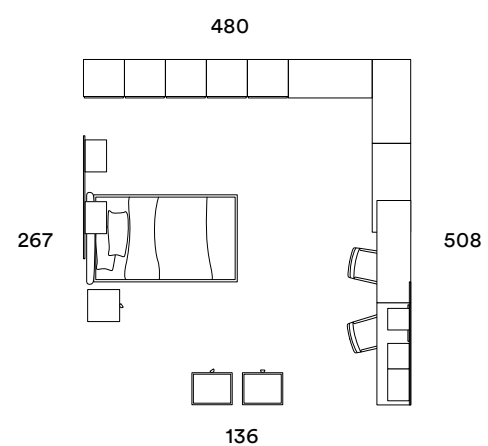
YO
UN
G

COMPO-
SIZIONI


YOUNG
COMPOSITIONS







1. MOKA
2. VESUV SABBIA
3. CANAPA
4. TESSUTO JENNY PAPYRUS



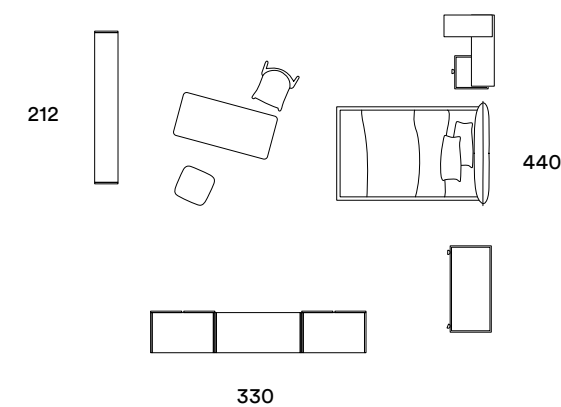
ARMADIO: BATTENTE CON ANTA CLUB E NICCHIE
 LETTO: COSY CON GIROLETTO MARTE
 COMODINO E SETTIMINI: BRICK CON POMELLO POM SU
 PIEDINI TWIG
 ELEMENTI: CONFIGURAZIONE ANGOLARE DI COMPONENTI
 CON ANTA CLUB
 BOISERIE: SISTEMA PEPITA
 SCRIVANIA: PODIO E SEDIE NICOLE

WARDROBE: WITH CLUB HINGED DOOR AND NICHES
 BED: COSY WITH MARTE BED BASE
 BEDSIDE UNIT AND TALL BOYS: BRICK WITH POM HANDLE ON
 TWIG FEET
 ELEMENTS: CORNER CONFIGURATION OF MODULAR UNITS
 WITH CLUB DOOR
 PANELLING: PEPITA SYSTEM
 DESK: PODIO AND NICOLE CHAIRS










- 1. CIPRIA
- 2. CANAPA
- 3. MOKA
- 4. TESSUTO JENNY NOX



ARMADIO: BATTENTE CON ANTA CLUB E VANO GUARDAROBA
 LETTO: VERSO CON PIEDINI DELTA
 COMODINO E COMÒ: BRICK CON POMELLO POM SU PIEDINI TWIG
 ELEMENTI A GIORNO: CUBOLOTTO
 LIBRERIA: INFINITY PROFONDITÀ 33,3 CM CON DIVISORI COMMA
 SCRIVANIA: POLDO CON SOSTEGNO TWIG E SEDIA STEP
 BOISERIE : SISTEMA PEPITA

WARDROBE: WITH CLUB HINGED DOOR AND WARDROBE COMPARTMENT
 BED: VERSO WITH DELTA FEET
 BEDSIDE UNIT AND CHEST OF DRAWERS: BRICK WITH POM HANDLE ON TWIG FEET
 OPEN ELEMENTS: CUBOLOTTO
 BOOKCASE: INFINITY DEPTH 33.3 CM WITH COMMA PARTITIONS
 DESK: POLDO WITH TWIG SUPPORT AND STEP CHAIR
 PANNELLING: PEPITA SYSTEM



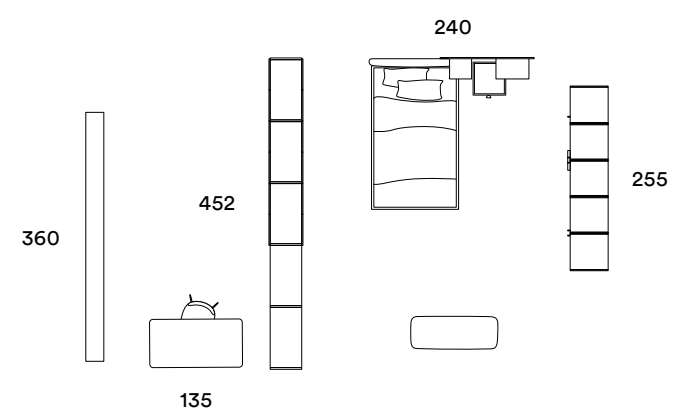







ARMADIO: BATTENTE CON ANTA ONE, MANIGLIA PUL E NICCHIE
 LETTO: COSY CON GIROLETTO GIOVE
 COMODINO: BRICK CON POMELLO POM
 BOISERIE: SISTEMA PEPITA
 LIBRERIA: INFINITY PROFONDITÀ 45,8 CM BIFACCIALE
 SCRIVANIA: POLDO CON SOSTEGNO TWIG E SEDIA OLIVIA
 MENSOLE: SPESSORE 2,5 CM

WARDROBE: WITH ONE HINGED DOOR, PUL HANDLE AND NICHE
 BED: COSY WITH GIOVE BED BASE
 BEDSIDE UNIT: BRICK WITH POM KNOB
 PANELLING: PEPITA SYSTEM
 BOOKCASE: TWO-SIDED INFINITY DEPTH 45.8 CM
 DESK: POLDO WITH TWIG SUPPORT AND OLIVIA CHAIR
 SHELVES: THICKNESS 2.5 CM



1. ROVERE WHITE
 2. ROVERE DORIAN
 3. CORALLO
 4. TESSUTO JENNY NOX



Idee creative

Creative ideas




TAGETE
Tappeto / Carpet



JASPER
Lampada da tavolo
/ Table lamp

LIGHT PINK
Stampa con cornice
/ Print with frame

KERMES
Stampa con cornice
/ Print with frame



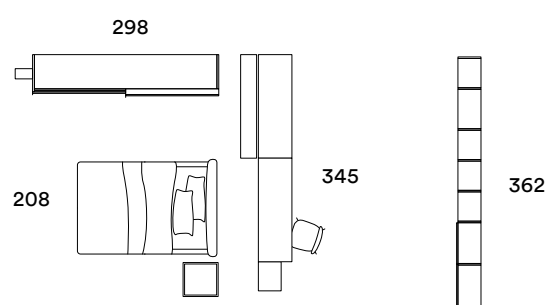







ARMADIO: SCORREVOLE CON ANTA INSERTO E BERNARDO
 LETTO: VERSO CON PIEDINI DELTA
 COMODINO: BOLD SU PIEDINI NUME
 LIBRERIA: INFINITY PROFONDITÀ 33,3 CM SOSPESA
 SCRIVANIA: PODIO E SEDIA JODIE
 MENSOLE : PODIO
 ELEMENTI: COMPONIBILE SOSPESO

WARDROBE: WITH INSERTO SLIDING DOOR AND BERNARDO
 BED: VERSO WITH DELTA FEET
 BEDSIDE UNIT: BOLD ON NUME FEET
 BOOKCASE: WALL-MOUNTED INFINITY DEPTH 33.3 CM
 DESK: PODIO AND JODIE CHAIR
 SHELVES: PODIO
 ELEMENTS: WALL-MOUNTED MODULAR UNIT



1. TESSUTO JENNY
 GREYSTONE
 2. DESERT
 3. NOCE GOLD





Idee creative Creative ideas

JODIE
Sedia / Chair



MIZAR
Cubo, cono e cilindro
in cemento / Concrete
cube, cone and cylinder



MARVEL ROMBI
Tappeto / Carpet



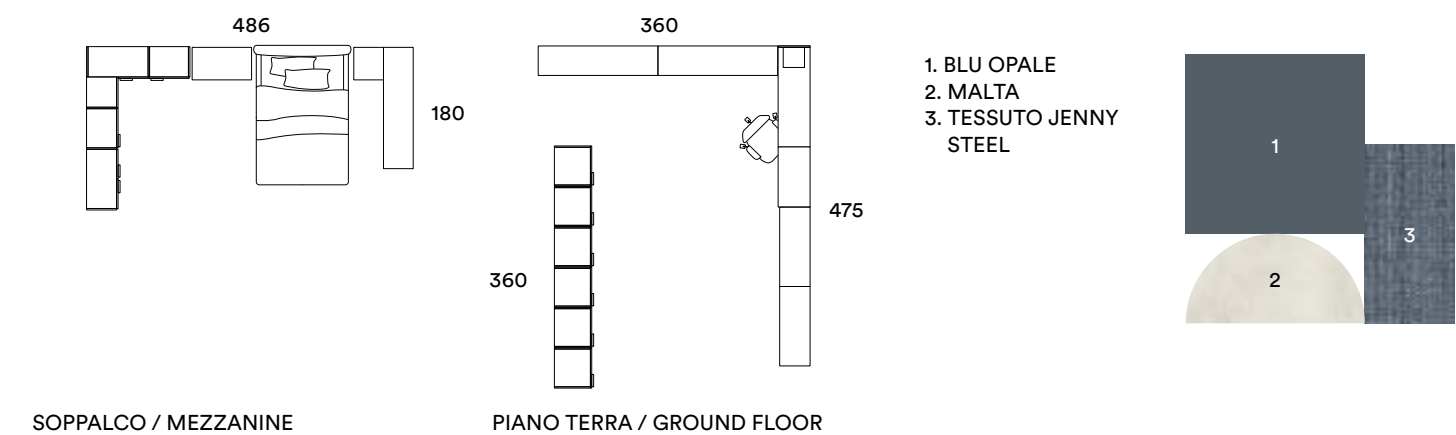






ARMADIO: BATTENTE CON ANTA ONE, MANIGLIA BUL E TAGLIO MANSARDATO
 LETTO: REVERSO CON PIEDINI DELTA
 ELEMENTI: COMPONENTI SOSPESI CON ANTA CLUB E PANCHETTA
 LIBRERIA: INFINITY PROFONDITÀ 45,8 CM AD ANGOLO
 ELEMENTI A GIORNO: CUBOLOTTO
 SCRIVANIA: PODIO E SEDIA SIRIA

WARDROBE: WITH ONE HINGED DOOR, BUL HANDLE AND PITCHED ROOF CUT
 BED: REVERSO WITH DELTA FEET
 ELEMENTS: WALL-MOUNTED MODULAR UNITS WITH CLUB DOOR AND BENCH
 BOOKCASE: INFINITY CORNER VERSION DEPTH 45.8 CM
 OPEN ELEMENTS: CUBOLOTTO
 DESK: PODIO AND SIRIA CHAIR



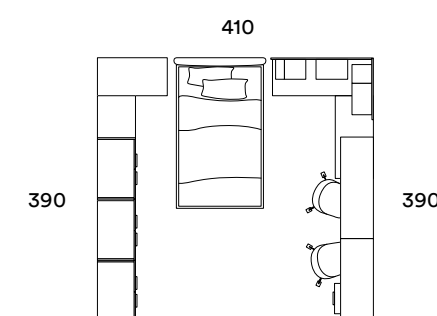







ARMADIO: BATTENTE CON ANTA ONE, MANIGLIA BUL E TAGLIO DEBORDANTE
 LETTO: COSY CON GIROLETTO MARTE
 ELEMENTI: CONFIGURAZIONE ANGOLARE DI COMPONENTI CON POMOLO PIN
 BOISERIE: SISTEMA PEPITA
 SCRIVANIA: PODIO E SEDIE LUNA

WARDROBE: WITH ONE HINGED DOOR, BUL HANDLE AND PROTRUDING CUT
 BED: COSY WITH MARTE BED BASE
 ELEMENTS: CORNER CONFIGURATION OF MODULAR UNITS WITH PIN KNOB
 PANELLING: PEPITA SYSTEM
 DESK: PODIO AND LUNA CHAIR



1. AGAVE
2. VESUV SABBIA
3. DESERT
4. TESSUTO JENNY ZINC



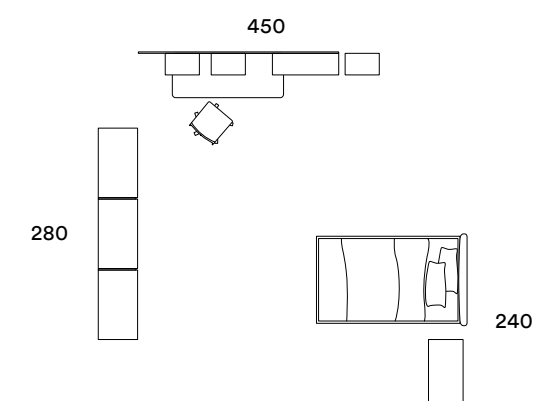







GUARDAROBA: FLEJO
 LETTO: COSY CON GIROLETTO SIGMA E PIEDINI TWIG
 COMODINO: COMPONIBILE CON POMOLO PIN E PIEDINI TWIG
 BOISERIE: SISTEMA PEPITA
 SCRIVANIA: POLDO CON SOSTEGNO HEY E SEDIA TRAK

CLOSET: FLEJO
 BED: COSY WITH SIGMA BED BASE AND TWIG FEET
 BEDSIDE UNIT: MODULAR UNIT WITH PIN KNOB AND TWIG FEET
 PANELLING: PEPITA SYSTEM
 DESK: POLDO WITH HEY SUPPORT AND TRAK CHAIR



1. DOMY
 2. BIANCO OPACO
 3. NATURAL WOOD
 4. GRIGIO TITANIO
 5. TESSUTO JENNY GREYSTONE



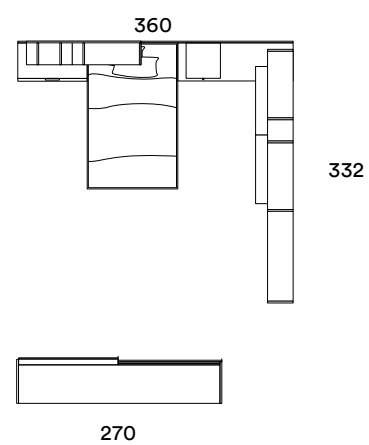







ARMADIO: SCORREVOLE CON ANTA INSERTO
 LETTO SOMIER: KANT CON PIEDINI DELTA
 BOISERIE : SISTEMA PEPITA
 COMODINO: COMPONIBILE CON MANIGLIA BUL SU
 PANCHETTA PODIO
 ELEMENTI A GIORNO: PENSILI JIB
 LIBRERIA: INFINITY PROFONDITÀ 33,3 CM SOSPESA CON
 DIVISORI COMMA
 SCRIVANIA: PODIO E SEDIA STEP

WARDROBE: WITH INSERTO SLIDING DOOR
 DAY BED: KANT WITH DELTA FEET
 PANNELLING: PEPITA SYSTEM
 BEDSIDE UNIT: MODULAR UNIT WITH BUL HANDLE ON
 PODIO BENCH
 OPEN ELEMENTS: JIB WALL UNITS
 BOOKCASE: WALL-MOUNTED INFINITY DEPTH 33.3 CM WITH
 COMMA PARTITIONS
 DESK: PODIO AND STEP CHAIR



1. DESERT
2. MOKA
3. EUCALIPTO
4. TESSUTO
ECOCHIC
DESERT



Idee creative

Creative ideas



BOITE ROMBI
Set 2 scatole
/ Set of 2 boxes



PLANET
Lampada a sospensione
/ Pendant lamp

MELIA
Tappeto / Carpet



Young



Y.108

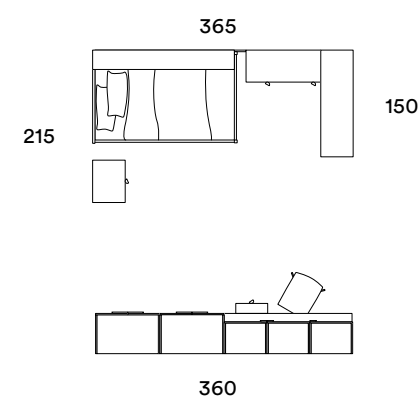






ARMADIO: BATTENTE CON ANTA ONE E MANIGLIA DASH
 LETTO: ELFO CON GIROLETTO NETTUNO
 COMODINO: COMPONIBILE SOSPESO CON POMELLO POM
 ELEMENTI: COMPONIBILI SOSPESI CON POMELLO POM E
 ELEMENTI IN FORTE SPESSORE
 MENSOLE: SPESSORE 2,5 CM
 ELEMENTI A GIORNO: CUBOLOTTO
 PENSILI: CON MANIGLIA DASH
 SCRIVANIA: LINEA CON SOSTEGNO HEY E SEDIA FLO

WARDROBE: WITH ONE HINGED DOOR AND DASH HANDLE
 BED: ELFO WITH NETTUNO BED BASE
 BEDSIDE UNIT: WALL-MOUNTED MODULAR UNIT WITH POM HANDLE
 ELEMENTS: WALL-MOUNTED MODULAR UNITS WITH POM HANDLE
 AND EXTRA THICK ELEMENTS
 SHELVES: THICKNESS 2.5 CM
 OPEN ELEMENTS: CUBOLOTTO
 WALL UNITS: WITH DASH HANDLE
 DESK: LINEA WITH HEY SUPPORT AND FLO CHAIR



1. CIPRIA
2. BIANCO OPACO
3. ROVERE WHITE
4. GIALLO ZAFFERANO





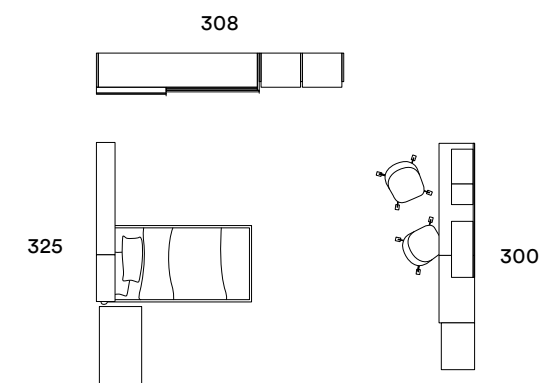


ARMADIO: SCORREVOLE CON ANTA SECTOR
 GUARDAROBA: FLEJO
 LETTO: COSY CON GIROLETTO SIGMA E PIEDINI TWIG
 COMODINO: COMPONENTE CON VANO A GIORNO
 MENSOLE: PODIO CON STICKER CERCHIO
 BOISERIE: SISTEMA PEPITA
 SCRIVANIA: PODIO E SEDIE LUNA
 ELEMENTI: COMPONENTI SOSPESI


WARDROBE: WITH SECTOR SLIDING DOOR
 CLOSET: FLEJO
 BED: COSY WITH SIGMA BED BASE AND TWIG FEET
 BEDSIDE UNIT: MODULAR UNIT WITH OPEN COMPARTMENT
 SHELVES: PODIO WITH CERCHIO STICKER
 PANELLING: PEPITA SYSTEM
 DESK: PODIO AND LUNA CHAIRS
 ELEMENTS: WALL-MOUNTED MODULAR UNITS



Variante armando scorrevole in Agave e Domy
 / Wardrobe variation with sliding doors in Agave and Domy



1. NATURAL WOOD
2. DOMY
3. AGAVE
4. TESSUTO JENNY PAPYRUS

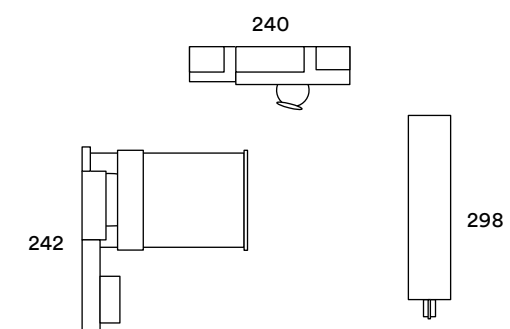







ARMADIO: SCORREVOLE CON ANTA LINEAR E BERNARDO
 LETTO: VERSO CON PIEDINI DELTA
 COMODINO: GAPE
 PENSILI: A GIORNO E CON ANTA ONE
 MENSOLA: PODIO
 SCRIVANIA: PODIO E SEDIA VEGA
 ELEMENTI: COMBINABILE SOSPESO CON ANTA CLUB

WARDROBE: WITH LINEAR SLIDING DOOR AND BERNARDO
 BED: VERSO WITH DELTA FEET
 BEDSIDE UNIT: GAPE
 WALL UNITS: OPEN AND WITH ONE DOOR
 SHELF: PODIO
 DESK: PODIO AND VEGA CHAIR
 ELEMENTS: WALL-MOUNTED MODULAR UNITS WITH CLUB DOOR



1. METAL GREY
2. ROVERE DORIAN
3. AGAVE
4. CORALLO
5. TESSUTO JENNY SMOKE

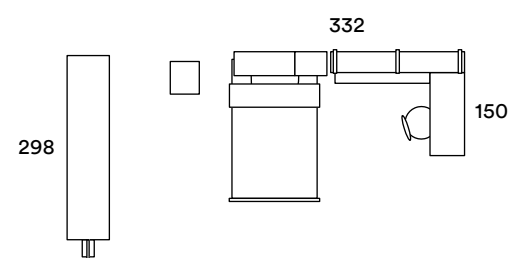




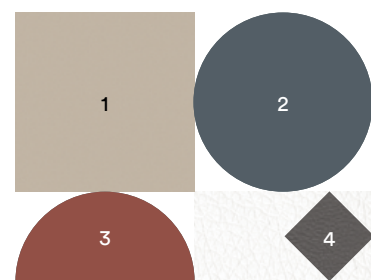


ARMADIO: SCORREVOLE CON ANTA LINEAR E BERNARDO
 LETTO: KISS CON PIEDINI DELTA
 COMODINO: TOWER SU PIEDINI DELTA
 PENSILI: CON ANTA WOODY
 LIBRERIA: UP&UP
 SCRIVANIA: PODIO E SEDIA WOODY
 ELEMENTI: COMONIBILI SOSPESI

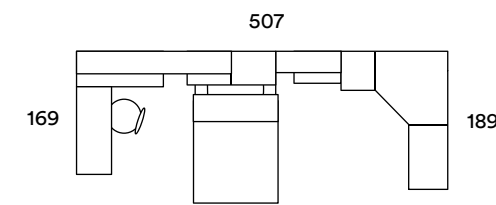
WARDROBE: WITH LINEAR SLIDING DOOR AND BERNARDO
 BED: KISS WITH DELTA FEET
 BEDSIDE UNIT: TOWER ON DELTA FEET
 WALL UNITS: WITH WOODY DOOR
 BOOKCASE: UP&UP
 DESK: PODIO AND WOODY CHAIR
 ELEMENTS: WALL-MOUNTED MODULAR UNITS



1. CANAPA
2. BLU OPALE
3. CORALLO
4. SIMILPELLE
 ECOCHIC BIANCO
 CANDIDO
 + BORDINO
 ELEPHANT







- 1. CANAPA
- 2. CORALLO



ARMADIO: BATTENTE CON ANTA ONE E MANIGLIA VIM
 LETTO: POLDO CON GIROLETTO MARTE
 LIBRERIA: INFINITY PROFONDITÀ 33,3 CM SOSPESA
 MENSOLE: PARALLEL
 SCRIVANIA: PODIO E SEDIA SIBILLA
 PENSILI: CON ANTA ONE

WARDROBE: WITH ONE HINGED DOOR AND VIM HANDLE
 BED: POLDO WITH MARTE BED BASE
 BOOKCASE: WALL-MOUNTED INFINITY DEPTH 33.3 CM
 SHELF: PARALLEL
 DESK: PODIO AND SIBILLA CHAIR
 WALL UNITS: WITH ONE DOOR

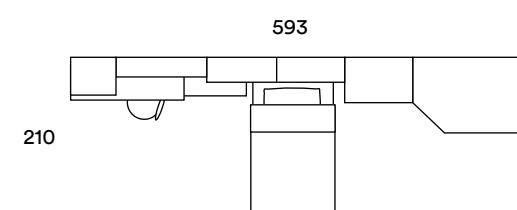




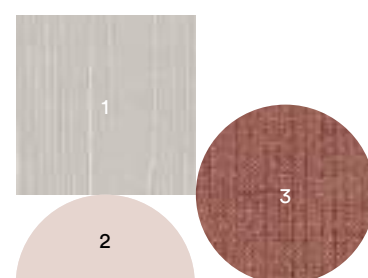


ARMADIO: BATTENTE CON ANTA CLUB
 LETTO: SNUG
 LIBRERIA: INFINITY PROFONDITÀ 33,3 CM SOSPESA CON
 MODULO MAGIC
 MENSOLE: PARALLEL
 ELEMENTI A GIORNO: CUBOLOTTO
 SCRIVANIA: PODIO E SEDIA FRUIT
 COMODINO: componibile con MANIGLIA PUL

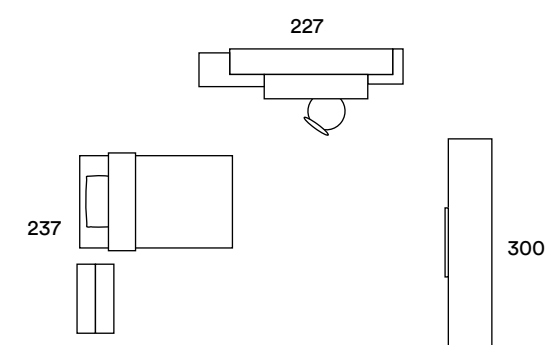
WARDROBE: WITH CLUB HINGED DOOR
 BED: SNUG
 BOOKCASE: WALL-MOUNTED INFINITY DEPTH 33.3 CM AND
 MAGIC MODULE
 SHELVES: PARALLEL
 OPEN ELEMENTS: CUBOLOTTO
 DESK: PODIO AND FRUIT CHAIR
 BEDSIDE UNIT: MODULAR UNIT WITH PUL HANDLE




1. ROVERE DORIAN
 2. CIPRIA
 3. TESSUTO JENNY
 NOX







1. GRIGIO TITANIO
2. CILIEGIO BIANCO
3. ROVERE WHITE
4. SIMILPELLE
ECOCHIC BIANCO
CANDIDO
+ BORDINO
ELEPHANT

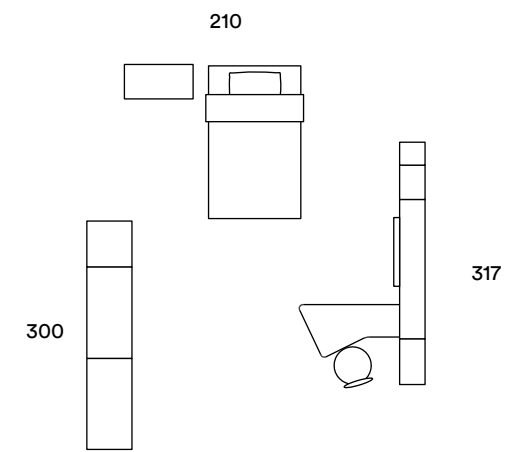


ARMADIO: SCORREVOLE CON ANTA INSERTO
 LETTO: TETRIS CON PIEDINI DELTA
 COMODINO: Componibile con maniglia pul su piedini delta
 MENSOLE: PODIO
 LIBRERIA: INFINITY PROFONDITÀ 33,3 CM SOSPESA
 SCRIVANIA: FLY E SEDIA WOODY
 ELEMENTI: Componibile con maniglia pul su piedini delta


WARDROBE: WITH INSERTO SLIDING DOOR
 BED: TETRIS WITH DELTA FEET
 BEDSIDE UNIT: MODULAR WITH PUL HANDLE ON DELTA FEET
 SHELVES: PODIO
 BOOKCASE: WALL-MOUNTED INFINITY DEPTH 33.3 CM
 DESK: FLY AND WOODY CHAIR
 ELEMENTS: MODULAR WITH PUL HANDLE ON DELTA FEET







- 1. ROVERE WHITE
- 2. CILIEGIO BIANCO
- 3. CIPRIA
- 4. SIMILPELLE
ECOCHIC MALVA +
BORDINO BIANCO
CANDIDO



ARMADIO: BATTENTE CON ANTA ONE E MANIGLIA VIM
 LETTO: KISS CON PIEDINI DELTA
 COMODINO: Componibile con maniglia vim su piedini delta
 LIBRERIA: INFINITY PROFONDITÀ 33,3 CM A TERRA E SOSPESA CON
 PENISOLA E SOSTEGNO POP E SEDIA FLO
 ELEMENTI: Componibile con maniglia vim su piedini delta

WARDROBE: WITH ONE HINGED DOOR AND VIM HANDLE
 BED: KISS WITH DELTA FEET
 BEDSIDE UNIT: MODULAR WITH VIM HANDLE ON DELTA FEET
 BOOKCASE: FLOOR-STANDING AND WALL-MOUNTED INFINITY DEPTH
 33.3 CM AND POP SUPPORT AND FLO CHAIR
 ELEMENTS: MODULAR WITH VIM HANDLE ON DELTA FEET

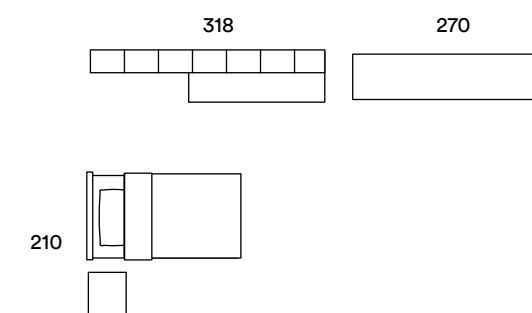







ARMADIO: SCORREVOLE CON ANTA DIAGONAL
 LETTO: GALAXY
 COMODINO: COMONIBILE CON MANIGLIA NIK
 LIBRERIA: INFINITY PROFONDITÀ 33,3 CM SOSPESA
 SCRIVANIA: FLY E SEDIA WOODY

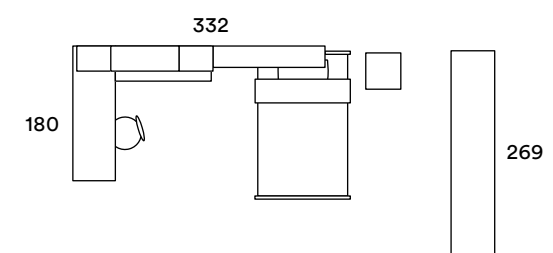
WARDROBE: WITH DIAGONAL SLIDING DOOR
 BED: GALAXY
 BEDSIDE UNIT: MODULAR WITH NIK HANDLE
 BOOKCASE: WALL-MOUNTED INFINITY DEPTH 33.3 CM
 DESK: FLY AND WOODY CHAIR




- 1. ROVERE DORIAN
- 2. AGAVE
- 3. TESSUTO ECOCHIC DORIAN







- 1. METAL GREY
- 2. CILIEGIO BIANCO
- 3. AGAVE



ARMADIO: SCORREVOLE CON ANTA SECTOR E LINEAR
 LETTO: SECTOR CON GIROLETTO MARTE
 COMODINO: TOWER SU PIEDINI EPSILON
 MENSOLE: RINFORZATE
 LIBRERIA: INFINITY PROFONDITÀ 33,3 CM SOSPESA CON ANTA WINDOW
 SCRIVANIA: FLY E SEDIA FLO
 ELEMENTI: componibili sospesi con ANTA CLUB

WARDROBE: WITH SECTOR AND LINEAR SLIDING DOOR
 BED: SECTOR WITH MARTE BED BASE
 BEDSIDE UNIT: TOWER ON EPSILON FEET
 SHELVES: REINFORCED
 BOOKCASE: WALL-MOUNTED INFINITY DEPTH 33.3 CM WITH WINDOW DOOR
 DESK: FLY AND FLO CHAIR
 ELEMENTS: MODULAR UNITS WITH CLUB DOOR



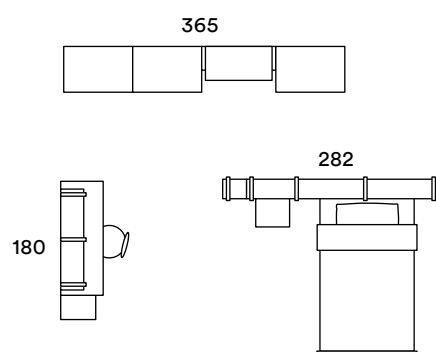




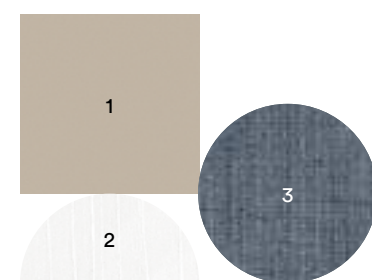


ARMADIO: BATTENTE CON ANTA CLUB
 GUARDAROBA: FLEJO
 LETTO: VERSO CON PIEDINI DELTA
 COMODINO: TOWER SU PIEDINI DELTA
 LIBRERIE: UP&UP
 SCRIVANIA: FLY CON SOSTEGNO BIT E SEDIA WOODY

WARDROBE: WITH CLUB HINGED DOOR
 CLOSET: FLEJO
 BED: VERSO WITH DELTA FEET
 BEDSIDE UNIT: TOWER ON DELTA FEET
 BOOKCASES: UP&UP
 DESK: FLY WITH BIT SUPPORT AND WOODY CHAIR



1. CANAPA
 2. ROVERE WHITE
 3. TESSUTO JENNY STELL



Young

Idee creative Creative ideas

MERAK
 Lampada da tavolo / Table lamp



MALIBU
 Specchio tondo / Round mirror



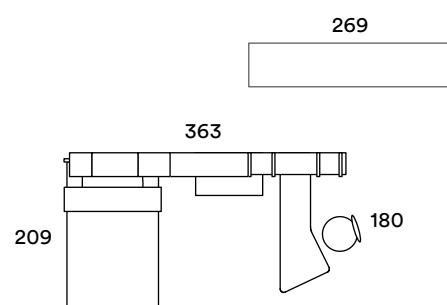
GRACE
 Sedia / Chair






ARMADIO: SCORREVOLE CON ANTA LINEAR
 LETTO: KISS CON PIEDINI DELTA
 COMODINO: componibile con ANTA CLUB
 PENSILI: CON ANTA WINDOW
 LIBRERIA: UP&UP
 SCRIVANIA: PENISOLA SG200 CON SOSTEGNO SLIM E SEDIA VEGA

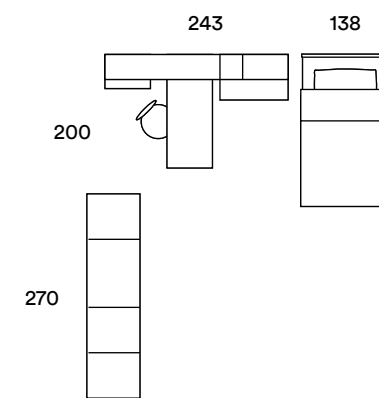
WARDROBE: WITH SLIDING LINEAR DOOR
 BED: KISS WITH DELTA FEET
 BEDSIDE UNIT: MODULAR WITH CLUB DOOR
 WALL UNITS: WITH WINDOW DOOR
 BOOKCASE: UP&UP
 DESK: SG200 PENINSULA WITH SLIM SUPPORT AND VEGA CHAIR




1. MALTA
2. BLU OPALE
3. TESSUTO ECOCHIC
TITANIO +
BORDINO DESERT







- 1. MALTA
- 2. METAL GREY
- 3. BLU OPALE



ARMADIO: BATTENTE CON ANTA CLUB
 LETTO: POLDO CON GIROLETTO NETTUNO
 COMODINO: COMPONIBILE SU RUOTE CON MANIGLIA NIK
 LIBRERIA: INFINITY PROFONDITÀ 33,3 CM SOSPESA
 MENSOLE: PARALLELE
 SCRIVANIA: FLY CON SOSTEGNO BIT E SEDIA WOODY
 PENSILI: CON MANIGLIA NIK

WARDROBE: WITH CLUB HINGED DOOR
 BED: POLDO WITH NETTUNO BED BASE
 BEDSIDE UNIT: MODULAR ON WHEELS WITH NIK HANDLE
 BOOKCASE: WALL-MOUNTED INFINITY DEPTH 33.3 CM
 SHELVES: PARALLEL
 DESK: FLY WITH BIT SUPPORT AND WOODY CHAIR
 WALL UNITS: WITH NIK HANDLE



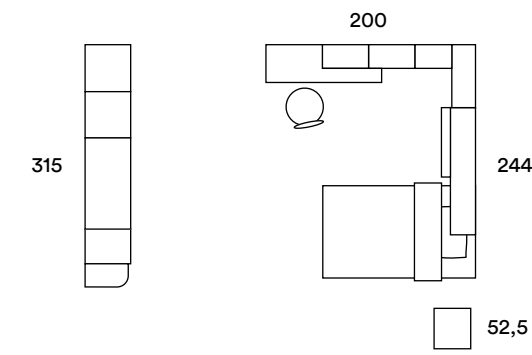
* Opzioni / Options



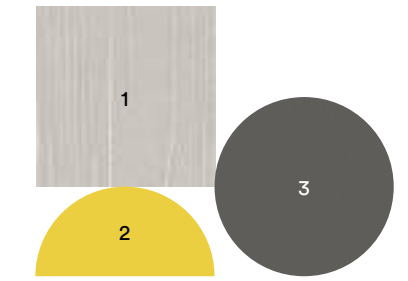
Idee creative Creative ideas







1. ROVERE DORIAN
2. GIALLO ZAFFERANO
3. GRIGIO TITANIO

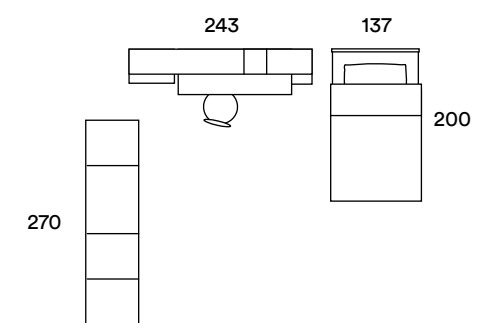


ARMADIO: BATTENTE CON ANTA ONE E MANIGLIA ROD, VANO PORTA TV, LIBRERIA VELA E BERNARDO
LETTO: SECTOR CON GIROLETTO MARTE
COMODINO: TETRIS SU PIEDINI DELTA
LIBRERIA: INFINITY PROFONDITÀ 33,3 CM A TERRA E SOSPESA
SCRIVANIA: PODIO E SEDIA BREDA
PENSILI: CON ANTA WOODY
ELEMENTI: componibile sospeso con maniglia rod


WARDROBE: WITH ONE HINGED DOOR AND ROD HANDLE, TV STAND MODULE, VELA BOOKCASE AND BERNARDO
BED: SECTOR WITH MARTE BED BASE
BEDSIDE UNIT: TETRIS ON DELTA FEET
BOOKCASE: WALL-MOUNTED AND FLOOR-STANDING INFINITY DEPTH 33.3 CM
DESK: PODIO AND BREDA CHAIR
WALL UNITS: WITH WOODY DOOR
ELEMENTS: WALL-MOUNTED MODULAR UNITS WITH ROD HANDLE







1. ROVERE DORIAN
2. METAL GREY
3. SIMILPELLE ECOCHIC SENAPE + BORDINO ELEPHANT

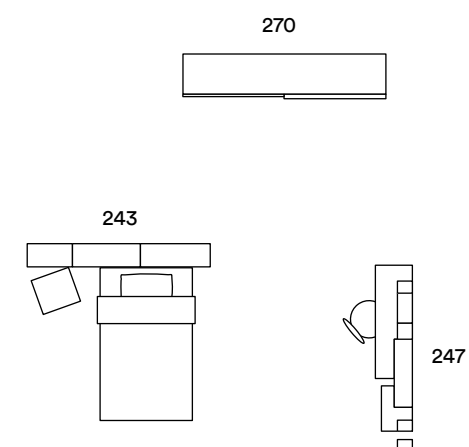


ARMADIO: BATTENTE CON ANTA CLUB
 LETTO: PAD
 COMODINO: componibile con MANIGLIA VIM
 MENSOLA: PARALLEL
 LIBRERIA: INFINITY PROFONDITÀ 33,3 CM SOSPESA
 SCRIVANIA: FLY E SEDIA WOODY
 ELEMENTI: componibile SOSPESO
 PENSILI: CON ANTA ONE


WARDROBE: WITH CLUB HINGED DOOR
 BED: PAD
 BEDSIDE UNIT: MODULAR WITH VIM HANDLE
 SHELF: PARALLEL
 BOOKCASE: WALL-MOUNTED INFINITY DEPTH 33.3 CM
 DESK: FLY AND WOODY CHAIR
 ELEMENTS: WALL-MOUNTED MODULAR UNIT
 WALL UNITS: WITH ONE DOOR








1. ROVERE WHITE
2. GRIGIO TITANIO
3. ROVERE DORIAN
4. ALBICOCCA
5. SIMILPELLE TAPE FUMO

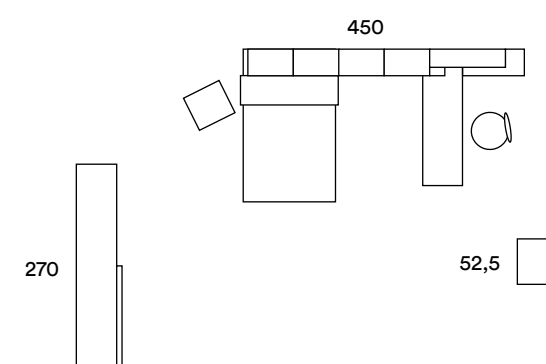


ARMADIO: SCORREVOLE CON ANTA SECTOR
 LETTO: REVERSO CON PIEDINI IN PLEXIGLASS
 COMODINO: TETRIS SU PIEDINI DELTA
 LIBRERIA: INFINITY PROFONDITÀ 33,3 CM SOSPESA
 CON MODULO MAGIC
 MENSOLE: PODIO E PARALLEL
 SCRIVANIA: PODIO E SEDIA FLO
 ELEMENTI: COMPONIBILE SOSPESO CON MANIGLIA VIM


WARDROBE: WITH SECTOR SLIDING DOOR
 BED: REVERSO WITH PLEXIGLASS FEET
 BEDSIDE UNIT: TETRIS ON DELTA FEET
 BOOKCASE: WALL-MOUNTED INFINITY DEPTH 33.3 CM
 AND MAGIC MODULE
 SHELVES: PODIO AND PARALLEL
 DESK: PODIO AND FLO CHAIR
 ELEMENTS: WALL-MOUNTED MODULAR UNIT WITH VIM
 HANDLE







1. ROVERE WHITE
2. GIALLO ZAFFERANO
3. GRIGIO TITANIO
4. SIMILPELLE ECOCHIC SENAPE + BORDINO ELEPHANT




ARMADIO: SCORREVOLE CON ANTA SECTOR E BERNARDO
 LETTO: TETRIS CON PIEDINI DELTA
 COMODINO E SETTIMINO: TETRIS SU PIEDINI DELTA
 MENSOLE: PODIO
 SCRIVANIA: FLY CON SOSTEGNO BIT E SEDIA FLO
 PENSILI: CON ANTA ONE

WARDROBE: WITH SLIDING SECTOR DOOR AND BERNARDO
 BED: TETRIS WITH DELTA FEET
 BEDSIDE UNIT AND TALL BOY: TETRIS ON DELTA FEET
 SHELVES: PODIO
 DESK: FLY WITH BIT SUPPORT AND FLO CHAIR
 WALL UNITS: WITH ONE DOOR

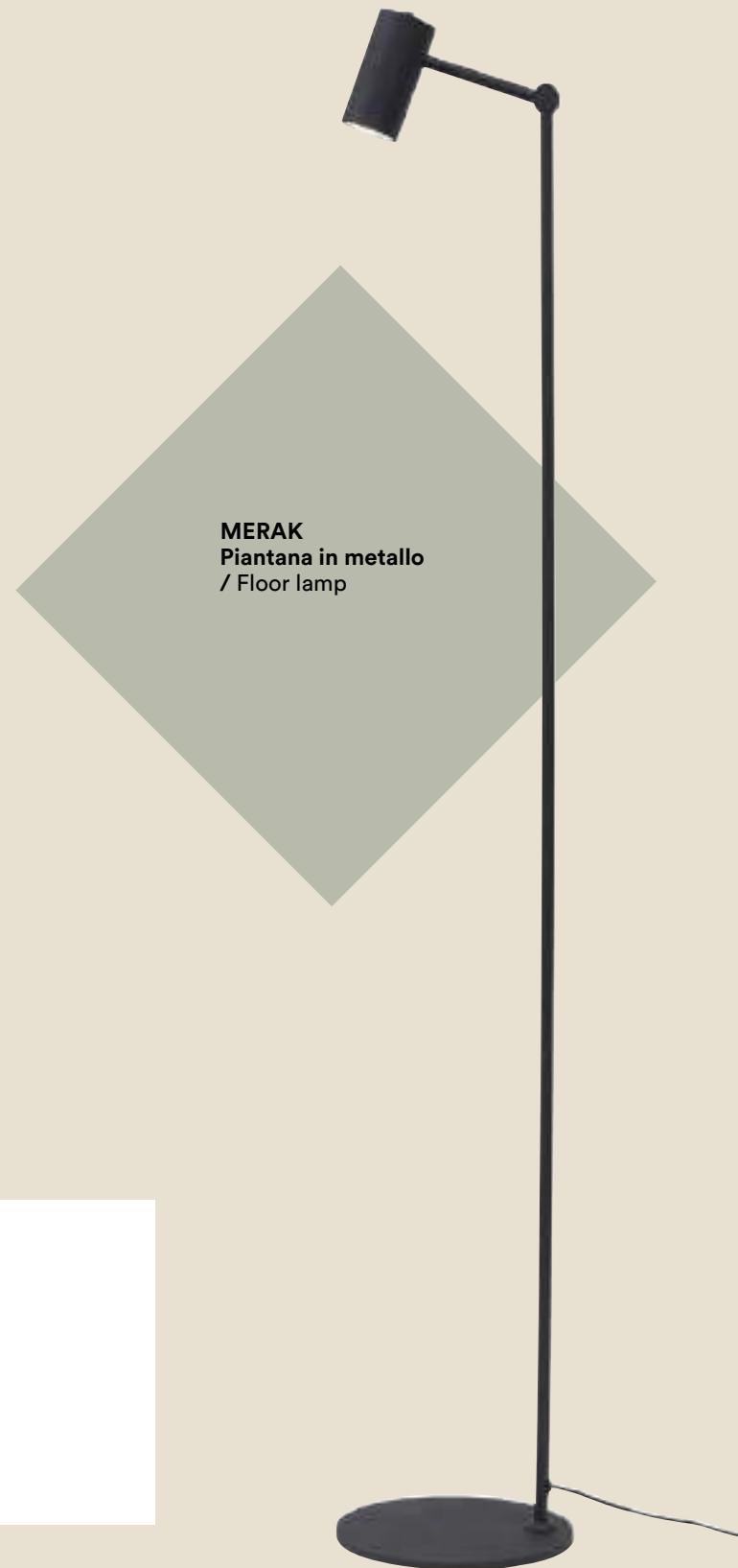




Idee creative
Creative ideas



NOLINA
Tappeto / Carpet



MERAK
Piantana in metallo
/ Floor lamp

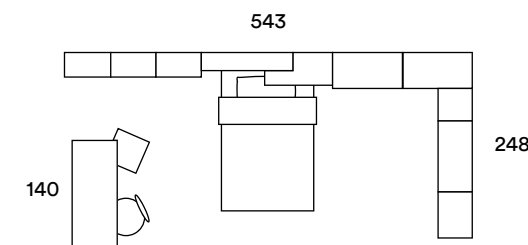


PENELOPE
Sedia / Chair




GUARDAROBA: FLEXO
LETTO: KISS CON PIEDINI DELTA
MENSOLE: PODIO
SCRIVANIA: PIANO SAGOMATO, SOSTEGNO SLIM
E SEDIA FLO
PENSILI: CON ANTA ONE

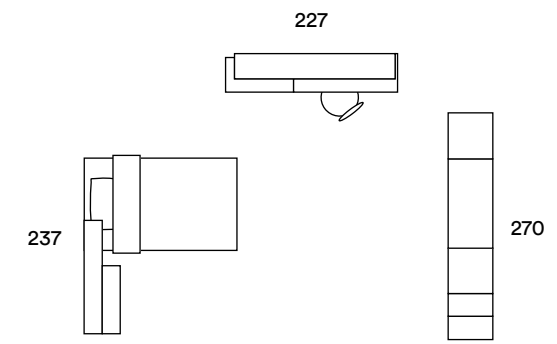
CLOSET: FLEXO
BED: KISS WITH DELTA FEET
SHELVES: PODIO
DESK: SHAPED TOP, SLIM SUPPORT AND FLO
CHAIR
WALL UNITS: WITH ONE DOOR




1. CILIEGIO BIANCO
2. DOMY
3. TESSUTO ECOCHIC
DOMY + BORDINO
DESERT







- 1. DOMY
- 2. NOCE GOLD
- 3. ROVERE WHITE
- 4. ECOCHIC
ELEPHANT
BORDINO E FASCIA
BIANCO CANDIDO



ARMADIO: BATTENTE CON ANTA ONE, MANIGLIA BIS E VANO PORTA TV
 LETTO: TETRIS CON PIEDINI DELTA
 COMODINO: componibile con ANTA WOODY E MANIGLIA BIS SU PIEDINI DELTA
 MENSOLE: PODIO
 LIBRERIA: INFINITY PROFONDITÀ 33,3 SOSPESA
 SCRIVANIA: PODIO E SEDIA VEGA

WARDROBE: WITH ONE HINGED DOOR, BIS HANDLE AND TV STAND MODULE
 BED: TETRIS WITH DELTA FEET
 BEDSIDE UNIT: MODULAR WITH WOODY DOOR AND BIS HANDLE ON DELTA FEET
 SHELVES: PODIO
 BOOKCASE: WALL-MOUNTED INFINITY DEPTH 33.3
 DESK: PODIO AND VEGA CHAIR

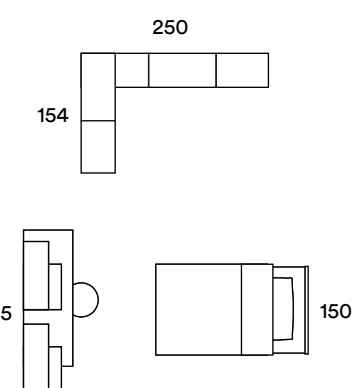







GUARDAROBA: FLEJO
 LETTO: SNUG
 COMODINO: COMPONIBILE CON MANIGLIA PUL
 LIBRERIA: INFINITY PROFONDITÀ 33,3 CM SOSPESA
 SCRIVANIA: FLY E SEDIA WOODY
 PENSILI: CON ANTA ONE

CLOSET: FLEJO
 BED: SNUG
 BEDSIDE UNIT: MODULAR UNIT WITH PUL HANDLE
 BOOKCASE: WALL-MOUNTED INFINITY DEPTH 33.3 CM
 DESK: FLY AND WOODY CHAIR
 WALL UNITS: WITH ONE DOOR



1. CILIEGIO BIANCO
 2. BIANCO OPACO
 3. TESSUTO JENNY STEEL






Idee creative

Creative ideas

GRANI
Orologio da parete / Clock



BOITE
Set 2 scatole
Fiori / Set 2
boxes Fiori



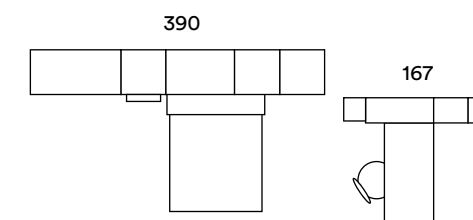
PHILESIA
Tappeto / Carpet

Young




ARMADIO: BATTENTE CON ANTA ONE E MANIGLIA VIM E PONTE RIALTO
 LETTO: KISS CON PIEDINI DELTA
 COMODINO: COMPONIBILE CON RUOTE E MANIGLIA VIM
 ELEMENTI A GIORNO: CUBOLOTTO
 LIBRERIA: INFINITY PROFONDITÀ 33,3 CM SOSPESA
 SCRIVANIA: FLY CON SOSTEGNO BIT E SEDIA FLO

WARDROBE: WITH ONE HINGED DOOR AND VIM HANDLE AND RIALTO OVERHEAD WARDROBE
 BED: KISS WITH DELTA FEET
 BEDSIDE UNIT: MODULAR WITH WHEELS AND VIM HANDLE
 OPEN UNITS: CUBOLOTTO
 BOOKCASE: WALL-MOUNTED INFINITY DEPTH 33.3 CM
 DESK: FLY WITH BIT SUPPORT AND FLO CHAIR



1. CILIEGIO BIANCO
2. GRIGIO TITANIO
3. SIMILPELLE ECOCHIC FIORDALISO + BORDINO ELEPHANT

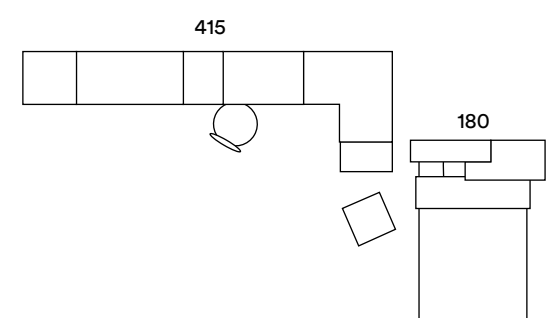







ARMADIO: BATTENTE CON ANTA ONE E MANIGLIA BIS E PONTE RIALTO
 LETTO: SECTOR CON GIROLETTO MARTE
 COMODINO: componibile con ruote e maniglia bis
 MENSOLE: PODIO
 SCRIVANIA: SAGOMATA CON SOSTEGNO METALLICO E SEDIA BREDA

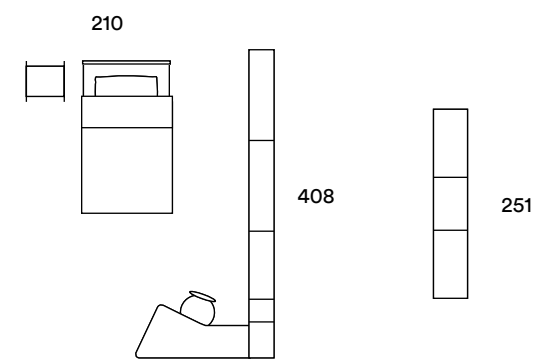
WARDROBE: WITH HINGED ONE DOOR AND BIS HANDLE AND RIALTO OVERHEAD WARDROBE
 BED: SECTOR WITH MARTE BED BASE
 BEDSIDE UNIT: MODULAR WITH WHEELS AND BIS HANDLE
 SHELVES: PODIO
 DESK: SHAPED WITH METALLIC SUPPORT AND BREDA CHAIR




1. ROVERE DORIAN
 2. BLU OPALE







1. MALTA
2. BLU OPALE
3. ROVERE DORIAN
4. BIANCO OPACO
5. TESSUTO JENNY SMOKE



GUARDAROBA: FLEVO
 LETTO: NARCISO
 COMODINO: POLDO CON MANIGLIA SET
 LIBRERIA: INFINITY PROFONDITÀ 33,3 CM BIFACCIALE CON
 PENISOLA E SOSTEGNO POP E SEDIA FRUIT

CLOSET: FLEVO
 BED: NARCISO
 BEDSIDE UNIT: POLDO WITH SET HANDLE
 BOOKCASE: TWO-SIDED INFINITY DEPTH 33.3 CM WITH
 PENINSULA AND POP SUPPORT AND FRUIT CHAIR

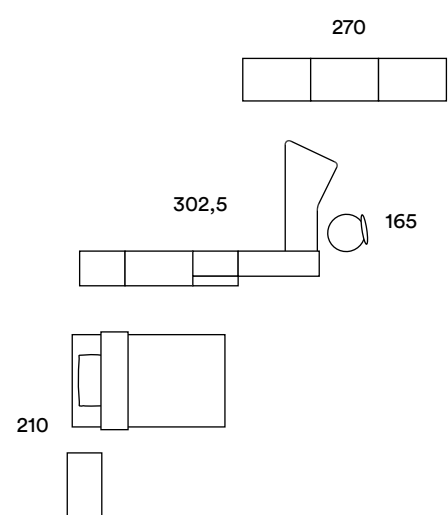







ARMADIO: BATTENTE CON ANTA CLUB
 LETTO: VERSO CON PIEDINI IN PLEXIGLASS
 COMODINO: componibile con MANIGLIA PUL SU PIEDINI DELTA
 ELEMENTI: componibile a terra con MANIGLIA PUL
 LIBRERIA: INFINITY PROFONDITÀ 33,3 CM BIFACCIALE CON
 PENISOLA E SOSTEGNO METALLICO E SEDIA FLO
 PENSILI: CON ANTA ONE

WARDROBE: WITH CLUB HINGED DOOR
 BED: VERSO WITH PLEXIGLASS FEET
 BEDSIDE UNIT: MODULAR WITH PUL HANDLE ON DELTA FEET
 ELEMENTS: FLOOR-STANDING MODULAR UNITS WITH PUL HANDLE
 BOOKCASE: TWO-SIDED INFINITY DEPTH 33.3 CM WITH PENINSULA
 AND METAL SUPPORT AND FLO CHAIR
 WALL UNITS: WITH ONE DOOR



1. GRIGIO TITANIO
2. NOCE GOLD
3. BIANCO OPACO
4. SIMILPELLE TAPE OCEANO

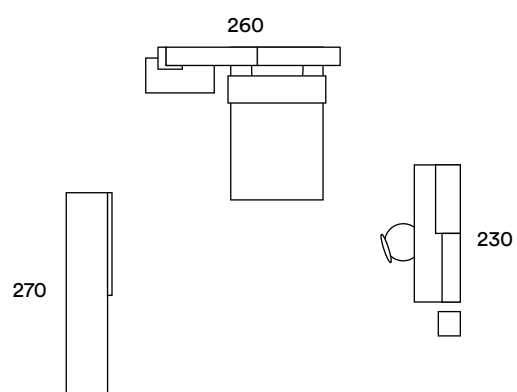






ARMADIO: SCORREVOLE CON ANTA SECTOR E BERNARDO
 LETTO: SECTOR CON GIROLETTO MARTE
 COMODINO: COMONIBILE CON ANTA WOODY E MANIGLIA PUL SU
 PIEDINI DELTA
 ELEMENTI A GIORNO: CUBOLOTTO
 MENSOLE: PODIO E PARALLEL
 SCRIVANIA: PIANO SAGOMATO CON SOSTEGNI SLIM E SEDIA WOODY
 PENSILI: CON ANTA WOODY

WARDROBE: WITH SLIDING SECTOR DOOR AND BERNARDO
 BED: SECTOR WITH MARTE BED BASE
 BEDSIDE UNIT: MODULAR WITH WOODY DOOR AND PUL HANDLE ON
 DELTA FEET
 OPEN ELEMENTS: CUBOLOTTO
 SHELVES: PODIO AND PARALLEL
 DESK: SHAPED TOP WITH SLIM SUPPORTS AND WOODY CHAIR
 WALL UNITS: WITH WOODY DOOR



1. ROVERE DORIAN
 2. CILIEGIO BIANCO
 3. GRIGIO TITANIO



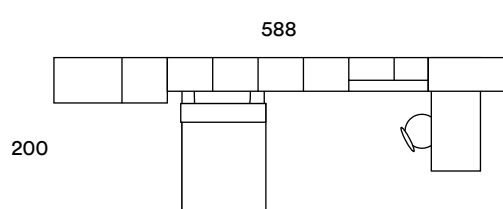





ARMADIO: BATTENTE CON ANTA CLUB
 LETTO: HOLE CON GIROLETTO NETTUNO
 LIBRERIA: INFINITY PROFONDITÀ 33,3 CM SOSPESA
 SCRIVANIA: SAGOMATA CON SOSTEGNO POP E SEDIA BREDA
 ELEMENTI: componibili sospesi con ANTA CLUB



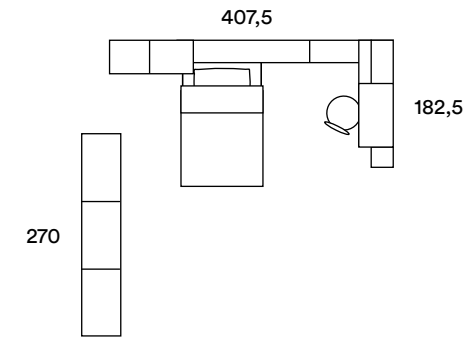
WARDROBE: WITH CLUB HINGED DOOR
 BED: HOLE WITH NETTUNO BED BASE
 BOOKCASE: WALL-MOUNTED INFINITY DEPTH 33.3 CM
 DESK: SHAPED WITH POP SUPPORT AND BREDA CHAIR
 ELEMENTS: MODULAR UNITS WITH CLUB DOOR




- 1. ROVERE DORIAN
- 2. BLU OPALE
- 3. ROVERE WHITE








- 1. MOKA
- 2. CILIEGIO BIANCO
- 3. SIMILPELLE ECOCHIC LIMO



ARMADIO: BATTENTE CON ANTA CLUB
 LETTO: GALLERY
 COMODINO: componibile con MANIGLIA PUL
 LIBRERIA: INFINITY PROFONDITÀ 33,3 CM SOSPESA
 SCRIVANIA: PODIO E SEDIA BREDÀ
 PENSILI: CON ANTA ONE

WARDROBE: WITH CLUB HINGED DOOR
 BED: GALLERY
 BEDSIDE UNIT: MODULAR UNIT WITH PUL HANDLE
 BOOKCASE: WALL-MOUNTED INFINITY DEPTH 33.3 CM
 DESK: PODIO AND BREDÀ CHAIR
 WALL UNITS: WITH ONE DOOR






- 1. NATURAL WOOD
- 2. BLU OPALE
- 3. SIMILPELLE
ECOCHIC
TRAVERTINO


VARIANTE CROMATICA
COLOUR VARIANT





ARMADIO: SCORREVOLE CON ANTA LINEAR
 LETTO: PAD
 COMODINO: LOOK
 LIBRERIA: INFINITY PROFONDITÀ 33,3 CM
 SCRIVANIA: FLY E SEDIA WOODY
 ELEMENTI: componibili sospesi con maniglia PUL

1. NOCE GOLD
 2. DESERT
 3. ECOCHIC
 TRAVERTINO +
 BORDINO LIMO



WARDROBE: WITH SLIDING LINEAR DOOR
 BED: PAD
 BEDSIDE UNIT: LOOK
 BOOKCASE: INFINITY DEPTH 33.3 CM
 DESK: FLY AND WOODY CHAIR
 ELEMENTS: WALL-MOUNTED MODULAR UNITS WITH PUL HANDLE





Idee creative

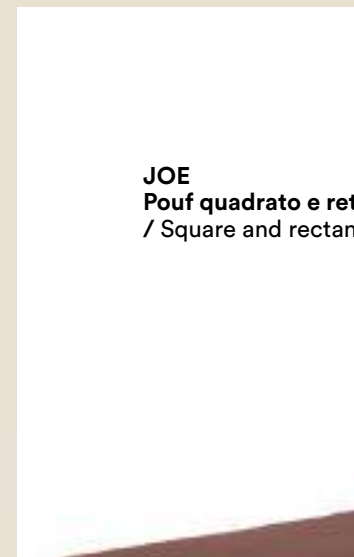
Creative ideas



NINFEA
Specchio
/ Mirror



RIGEL
Piantana in metallo
/ Metal floor lamp

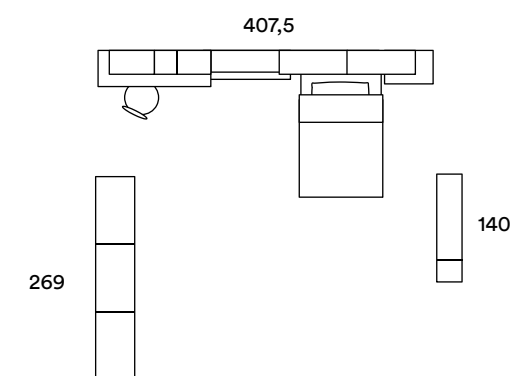


JOE
Pouf quadrato e rettangolare
/ Square and rectangular pouf




ARMADIO: SCORREVOLE CON ANTA LINEAR E SECTOR
LETTO: GALLERY
COMÒ: TULIP CON MANIGLIA PUL
COMODINO: componibile con maniglia pul e panchetta
LIBRERIA: INFINITY PROFONDITÀ 33,3 CM SOSPESA
SCRIVANIA: PODIO E SEDIA SOFT
ELEMENTI: componibile sospeso

WARDROBE: WITH SLIDING LINEAR DOOR AND SECTOR
BED: GALLERY
CHEST OF DRAWERS: TULIP WITH PUL HANDLE
BEDSIDE UNIT: MODULAR UNIT WITH PUL HANDLE AND BENCH
BOOKCASE: WALL-MOUNTED INFINITY DEPTH 33.3 CM
DESK: PODIO AND SOFT CHAIR
ELEMENTS: WALL-MOUNTED MODULAR UNIT



1. NOCE GOLD
2. DESERT
3. SIMILPELLE
ECOCHIC BIANCO
CANDIDO



YOUNG



Y.101 P.22



Y.102 P.28



Y.103 P.34



Y.104 P.42



Y.105 P.50



Y.106 P.56



Y.107 P.62



Y.108 P.68



Y.109 P.76



Y.110 P.82



Y.111 P.88



Y.112 P.92



Y.113 P.96



Y.114 P.100



Y.115 P.104



Y.116 P.108



Y.117 P.112



Y.118 P.116



Y.119 P.120



Y.120 P.126



Y.121 P.130



Y.122 P.136



Y.123 P.140



Y.124 P.144



Y.125 P.148



Y.126 P.152



Y.127 P.156



Y.128 P.160



Y.129 P.164



Y.130 P.168



Y.131 P.172



Y.132 P.176



Y.133 P.180



Y.134 P.184



Y.135 P.188



Y.136 P.194



Y.137 P.198

La Colombini S.p.A. si riserva il diritto di apportare, senza alcun preavviso, le modifiche che riterrà più opportune al fine di migliorare il prodotto.

La Colombini S.p.A. reserves the right to make any changes, without advance notice, that feels needed in order to improve the product.

Immagine e ricerca
COLOMBINI S.P.A.

Design & Art Direction
STUDIO FERRIANI SBOLGI - FIRENZE
STUDIO FERRIANI - FIRENZE

Progetto Grafico
STUDIO FERRIANI - FIRENZE

Fotografia
STUDIO EMOZIONI - TREVISO
STUDIO LEON - PESARO

Digital Photography
STUDIO FERRIANI - FIRENZE

Fotolito
BIEFFE - VERONA



The logo for febal casa, featuring the words "febal" and "casa" stacked vertically in a white, lowercase, sans-serif font, set against a solid red square background.

Colombini S.p.A.
Strada Ca' Valentino, 124 - 47891 Falciano
Repubblica di San Marino
Tel da Italia 0549 943 550
Fax da Italia 0549 975 949
Tel from abroad +378 975 948
Fax from abroad +378 975 955
www.febalcasa.com